




**Can You
and Your
Family Escape?**



ESCAPE TO SAFETY



Sponsored by:
www.pearlprotected.com • 1 800 374 5737
www.mrhandyman.com • 1 877 674 2639



Fire Safety Tips

Before exiting your door, use the back of your hand to check if the door is hot. Move from the bottom towards the top.



Know at least two ways out of every room to escape a fire.



Have an adult test your smoke detector once a month. Replace the batteries every six months.



Have an adult help you practice escaping with your permanent escape and rescue ladder.



Fire Safety Quiz

Answer each question True or False

1. You should know only one exit from each room. _____
2. Smoke detectors should be tested every three years. _____
3. If you hear the smoke detector you should escape and go to your family meeting place. _____

Fire Safety Quiz Answers: 1. False, 2. False, 3. True.



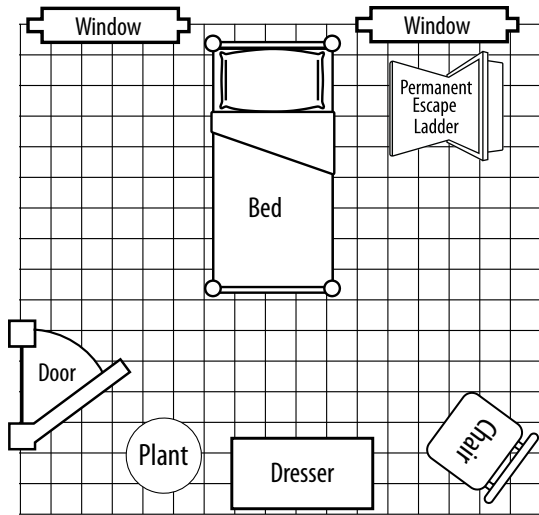
When you escape from a fire, go to your family meeting place and **stay there!**

Fire Safety Checklist

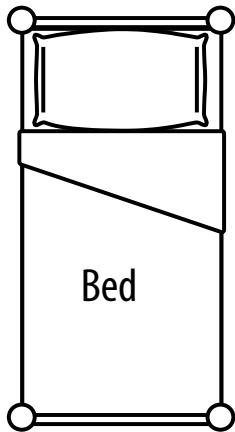
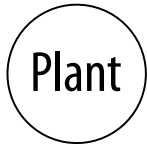
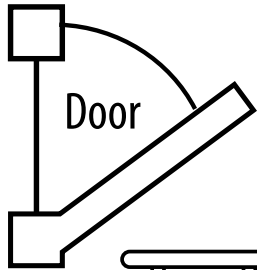

Go through this check list with an adult to make sure you are ready for a fire emergency.

- Draw an escape plan for your room.
- Create a family escape plan for every room in your house.
- Test smoke detectors every month.
- Change batteries in smoke detectors every six months.
- Practice your family escape plan at least twice a year.
- Check your fire extinguishers every year.
- Look for fire hazards with an adult.
- Practice using your permanent escape ladder.


Can You and Your Family Escape?



Draw Your Plan




OPEN

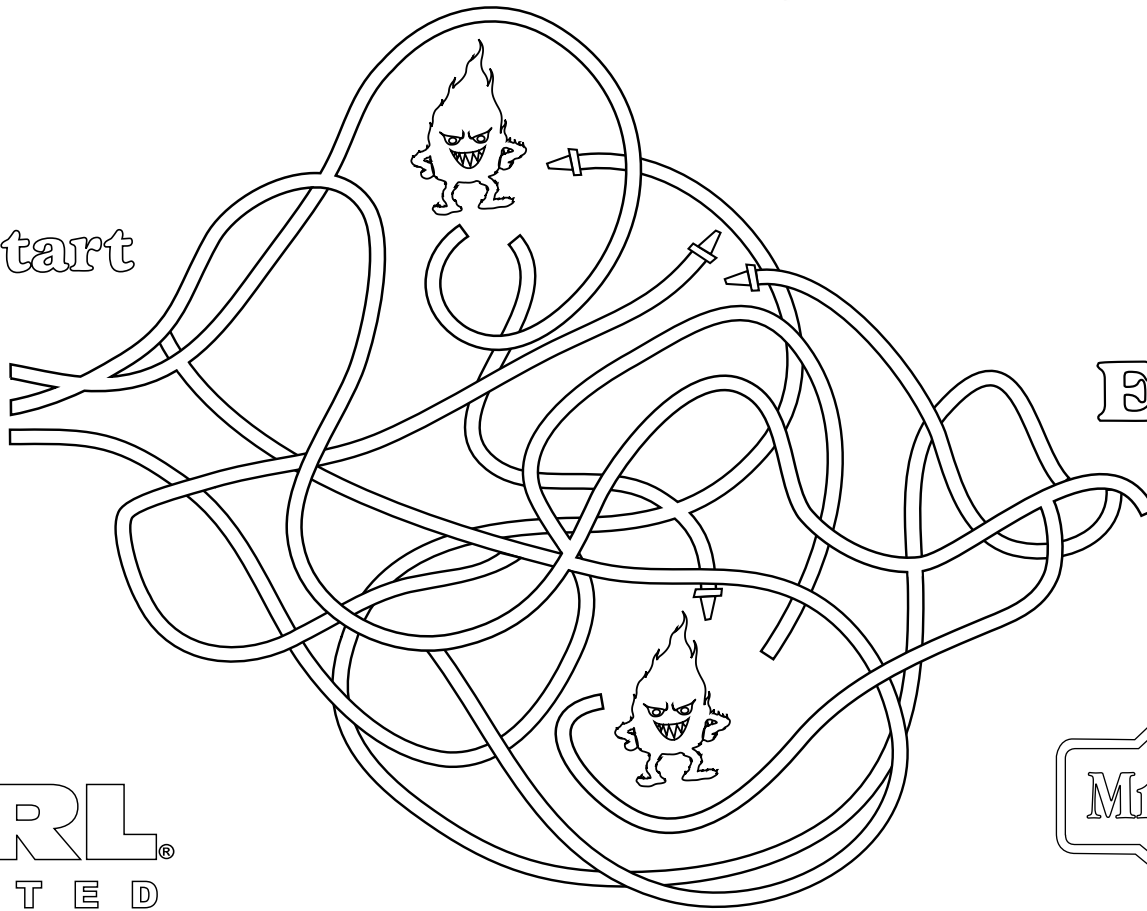


THROW,


and



Start



End



PEARL
PROTECTED

Mr. Handyman